




*Making Lives, Waking Hearts
To serve the coming days*

Meet-the-Parents (MTP) Session 2023 Primary 3



A New Year, A New Journey for Your Child

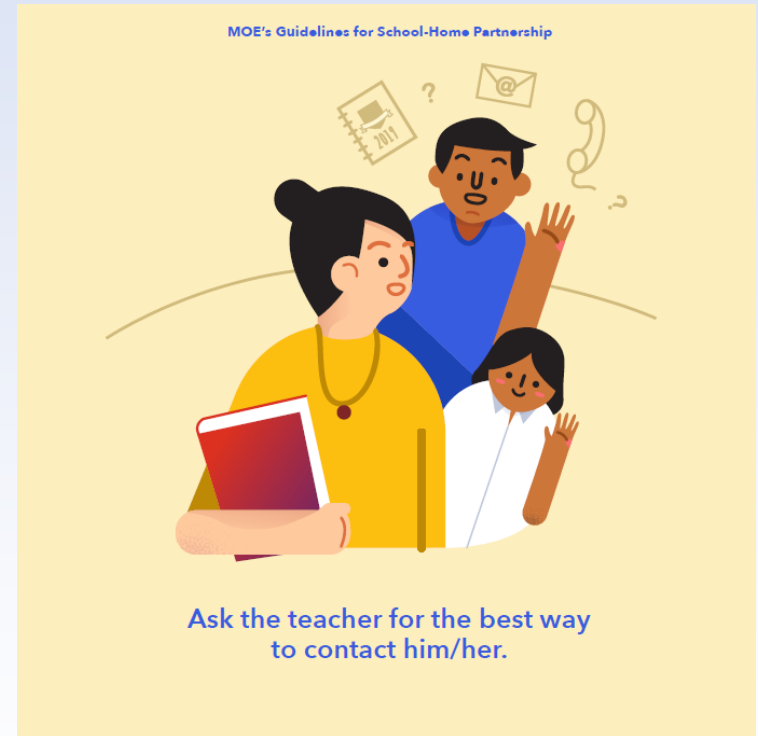
- Keep tabs on your child's progress as he transits into the new school year.
- Help your child manage the change through these steps:
 - Take time to seek out relevant information
 - Revisit how he successfully managed changes
 - Adapt by being open to new experiences
 - Nurture an optimistic mindset
 - Step out of his comfort zone
 - Identify and challenge those worrying thoughts
 - Turn worry into action
 - Involve him in relaxing activities
 - Overcome stress by breaking down goals into smaller steps
 - Need a listening ear?



Communicating with Your Child's Teacher

Here are some tips on how to kick-start communications with your child's new teacher:

1. Start off the year on a positive note. Reaching out to your child's teacher sets the tone for the year, and signals to the teacher that they can trust you.
2. A good partnership requires a clear understanding of how the parties should work together. Consider sharing these information with your child's teacher in order to establish a good partnership between both of you:
 - What language are you more comfortable conversing in?
 - How and when should the teacher contact you?
 - Your child's strengths, weaknesses and interests
 - Are there any concerns or issues that you may have?
3. Always focus on your child!
 - Remind your fellow PSG members to do the same!




Exemplary Character through Leading Self Setting Expectations and Standard

- Setting Expectations and Standards
 - Punctuality for school
 - Mutual respect
 - Participation in class
 - Others
- Routines
 - Homework submission
 - Absentee
 - Early morning
- Tone of Discipline
 - Self-Discipline
 - Discipline with care and dignity
 - Restorative in nature (inculcating reflective thinkers)



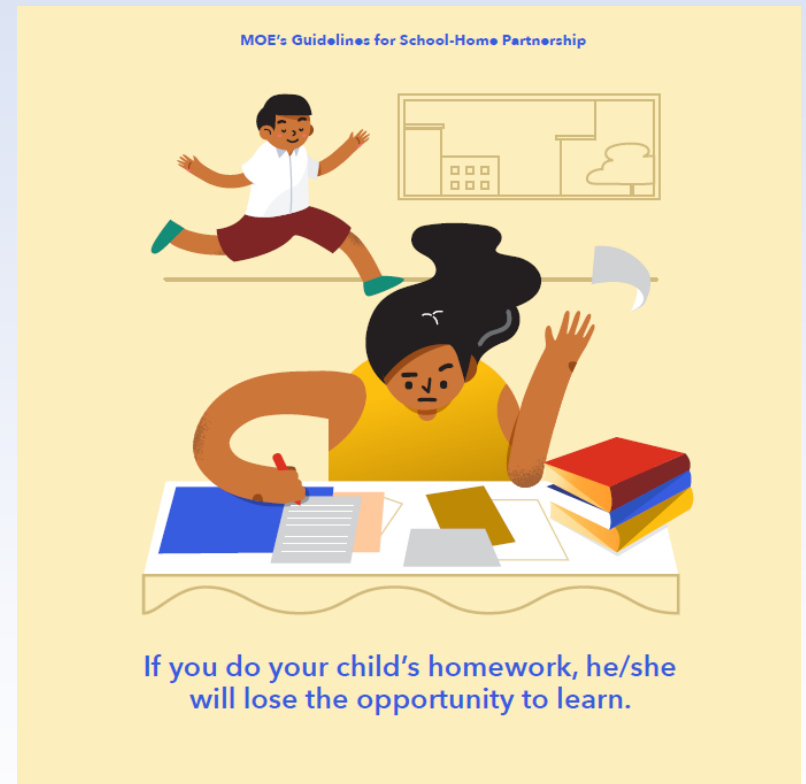
Every Saint a Leader

- FTGP CCE
 - Explicit teaching of:
 - School Values
 - Life skills
 - Social & Emotional Competencies
 - Class interaction activities
 - 1 to 1 teacher interaction time (interview)
 - Reflections and Journals
- Class Climate
 - Supportive, inclusive, safe
 - Strive for Excellence
- Reward and Recognition
 - Class Motivational Programme



Homework

- Quality of work and Expectations
 - Submission of homework punctually
- Meeting Deadlines
 - Use of P.O to keep track



Cyber Wellness for Your Child

"How do we ensure that our young make the right choices, and survive well in the online world? (...)

Schools can work with parents and make a big difference. “
– Minister Ong Ye Kung, Committee of Supply Debate 2020

Tip 1: Guide your child on time spent online and online etiquette



Ask your child what he/she enjoys doing online.

Through your conversations, you can decide together **how much time he/she should spend online**, and **teach online etiquette**.

Consider drawing up a family contract ([click here](#) for sample under #12).

Tip 2: Teach your child to stay safe online



- Remind your child **not to chat with strangers online** or share information that can allow strangers to locate him/her.

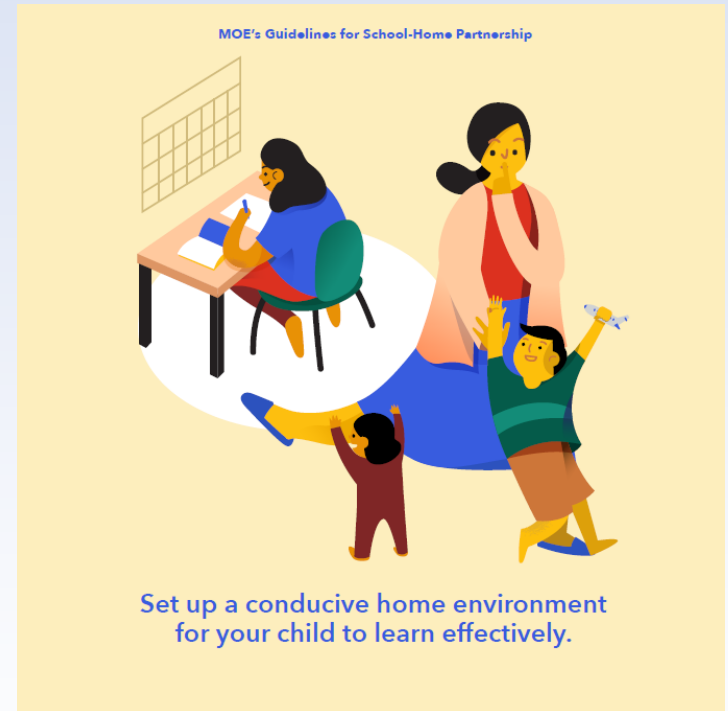


How can you partner us?

Be a consistent figure for him!

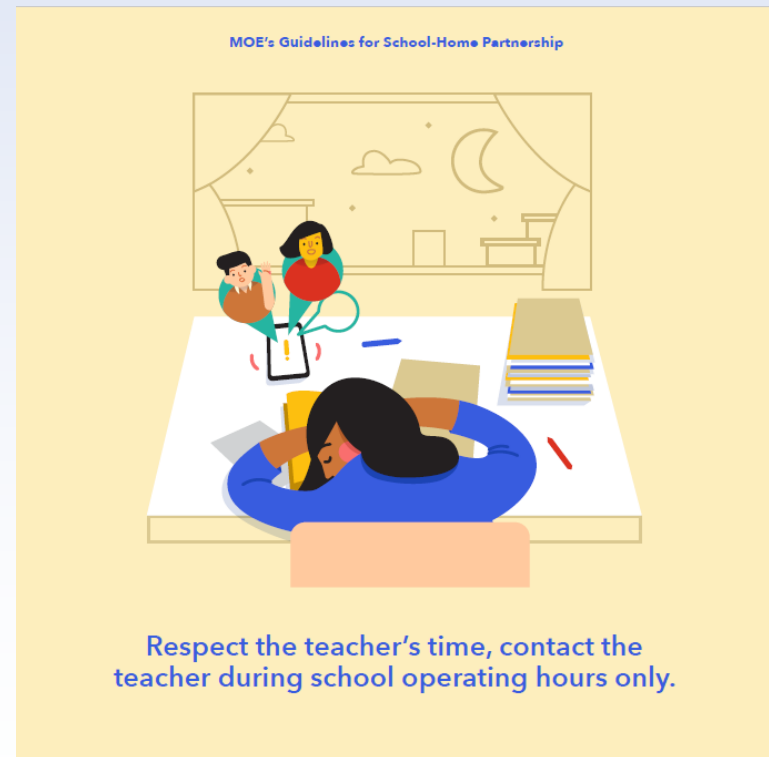
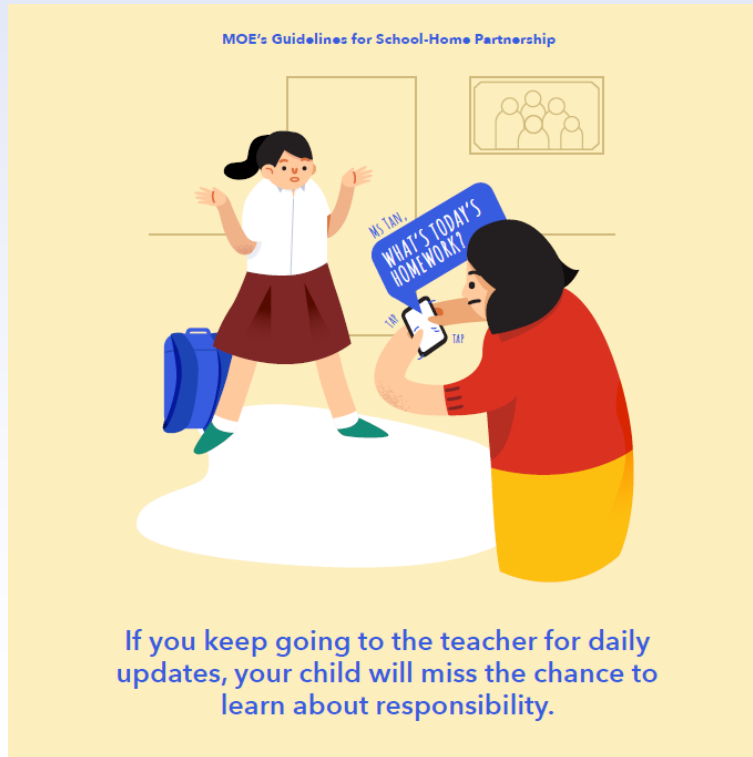
The learning coach can double up as a homework coach that should not only be saying “sit down and finish your work!” but one that patiently sits down and do the assignment/project together with the boy. This will help the boy to see that the coach really bothers about what the boy is doing.

- *Minds of Boys*



Channel of Communication

Personal Organiser (PO) remains the main channel of communication with the teachers.



MOE Parent kit

<https://www.moe.gov.sg/parentkit>

A New School Season



A New School Season Begins!




Welcome to a new school season!

Set your child off on the right foot by helping them develop useful skills such as independence, empathy and responsibility. Here are some tips and resources to help support you and your child at the start of this new year.

Read on to find out what you can do!

Celebrating Your Child's Effort, Guiding Them Forward



PARENT KIT



Celebrating Your Child's Effort, Guiding Them Forward

Your words and actions make a big difference to how your child feels.

Here are some suggestions to make your child feel appreciated for their effort in the PSLE, as well as tips for choosing suitable secondary

Schoolbag

<https://www.schoolbag.edu.sg/>



How my child progressed through primary school – parents share the signs

At the end of one's primary school journey, there is much for a student to be thankful for – exploring different areas of study, opportunities...

read ▶

share ▶

tweet ▶

SUBJECT BRIEFING



Reading Programmes in SAJS (P3 & P4)

1. Library books distributed in class
 - **Extended Reading Programme Books**
1. Fortnightly class visits to the library during English lessons.
2. Monthly and Termly Book promotions in the library.
3. News articles placed on the library board and on SLS (at least once a term).

1. **Read Think Wonder**





(post reading activity booklets)
are to encourage students to
think about what they have read.

Character Day 2023

All Saints will be able to dress up as their favourite book character and talk about it. Share TRUE, WISE Values.



Engaged EL Learning with ICT

Digital Learning Areas	EL Lessons/ ICT Skills	
Learning with Text	Typed Composition Word Processing	
Learning with Multimedia	e-Journals Powerpoint Slides Presentation	
Learning with Searches	Online Dictionary/ Info. Search Internet Browsers	
Learning with Communication Tools	Class “Facebook” via Google Classroom/ ZOOM	

SPECIAL: 2023 ENGLISH DEPARTMENT presents...

TERM	EVENT	SEMI-FINALS	FINALS
2	EL Storytelling Saints	P3 - P5 Week 5	P3 - P5 Week 10
3	EL Storytelling Saints	P1 - P2 Week 5	P1 - P2 Week 9
4	Spelling Saints		P1 - P5 Week 5
2 to 4	NLB TALK		(tbc)




P3 Math in SAJS

RESOURCES:

- Textbook and Workbook
- School Heuristics Booklets
- Practice Papers (SA2)
- **Blue file** & **Purple file**

ONLINE RESOURCES:

- SAJS Math Youtube Channel
- SLS Lessons
- Koobits



P3 Heuristics Booklet 1



<https://tinyurl.com/sajsp3mah1>

P3 Math in SAJS

Learning experiences in classroom:

- Use of manipulatives
- Formative Assessment to check understanding
 - Problem Solving & Performance Tasks
 - Math Journal



Parents can Support by

1. Talking about Math in daily lives
 - money, time, measurements
2. Check in on assignments daily
3. Review Math facts



Saint Andrew's Junior School

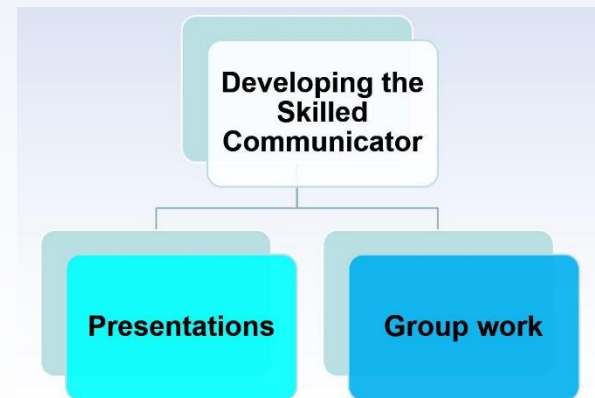
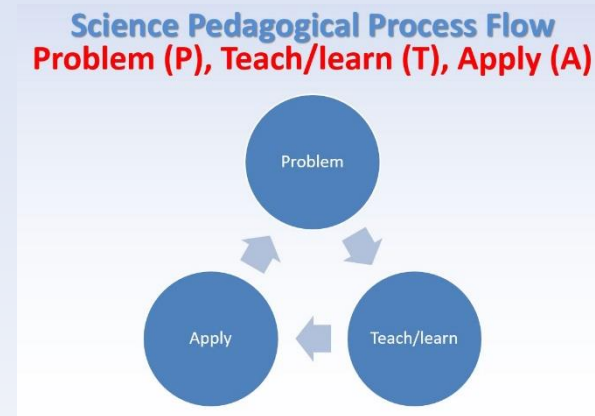
Science Department

Mission: To develop each Science pupil to be an inquirer, innovator and environmentalist

Vision: Inculcate in pupils a sense of wonder/curiosity and equip them with skills in exploring and discovering such that they aspire to make a positive impact in future

Nurturing the Holistic Thinker,
Developing the Skilled communicator

Key signature pedagogy(KSP)



- Inspiring science as Textbook and WB- to be supplemented by School prepared worksheets, Hands On activities and Learning Journeys

In addition....

- SLS (Blended learning)
- Mini projects (Creating PPT slides, posters etc)

Activities

- Activate Learning
- 1. Introduction
- Activate Learning
- 2. Scenarios
- Promote Thinking and Discussion
- 3. Conduct Investigation
- Facilitate Demonstration of Learning
- 4. Apply Understanding

Introduction

Use surprising or contradictory facts or events presented in different media types to help students form question(s).

Example of Activity Instructions:

Watch a video on the motion of skydivers and record your observations using the "Think-Puzzle-Explore" SLS Interactive Thinking Tool.

This video clip plays from 00:26 to 00:29



Content is from external source. To use microphone or camera, open in new tab.

Q1. FILE SUBMISSION

Tries: 1 [1]

> Take a video of you drawing something (star or any other drawing you prefer) using the set up you created.
Submit the video as your response.

Design your very own sand script toy using the materials you suggested earlier.
Create a model of the toy and test if it can work.

If your model fails, suggest what could be causing the toy to fail and what can be changed in order for it to work.

Q1. FILE SUBMISSION

Tries: 1 [1]

> State if your toy model worked? Why did it work / fail to work?

Guiding questions to think about when answering the See-Think-Wonder below.

- What do you notice about ball in the video?
- What could be causing the movement in the ball?
- What will happen if we replace the sand with
 - a) iron filings
 - b) wood shavings
 - c) flour
- What will happen if we replace the ball with
 - a) copper ball
 - b) aluminium ball
 - c) nickel coin



Home routines that can support learning of Science

- Linkage of Science to everyday activities or phenomena.
- Guide him in research – information from books / websites
- Ensure that he completes all assignments / corrections.

Resources

-Science Notes, textbooks, activity booklet, thematic papers, SLS

Answering techniques

-C.E.R (Claim, Evidence, Explain/Elaborate)

Guidebooks

- Science PSLE Revision Guide



Home routines that can support learning of Science

- Linkage of Science to everyday activities or phenomena.
- Guide him in research – information from books / websites
- Ensure that he completes all assignments / corrections.

Resources

-Science Notes, textbooks, activity booklet, thematic papers, SLS

Answering techniques

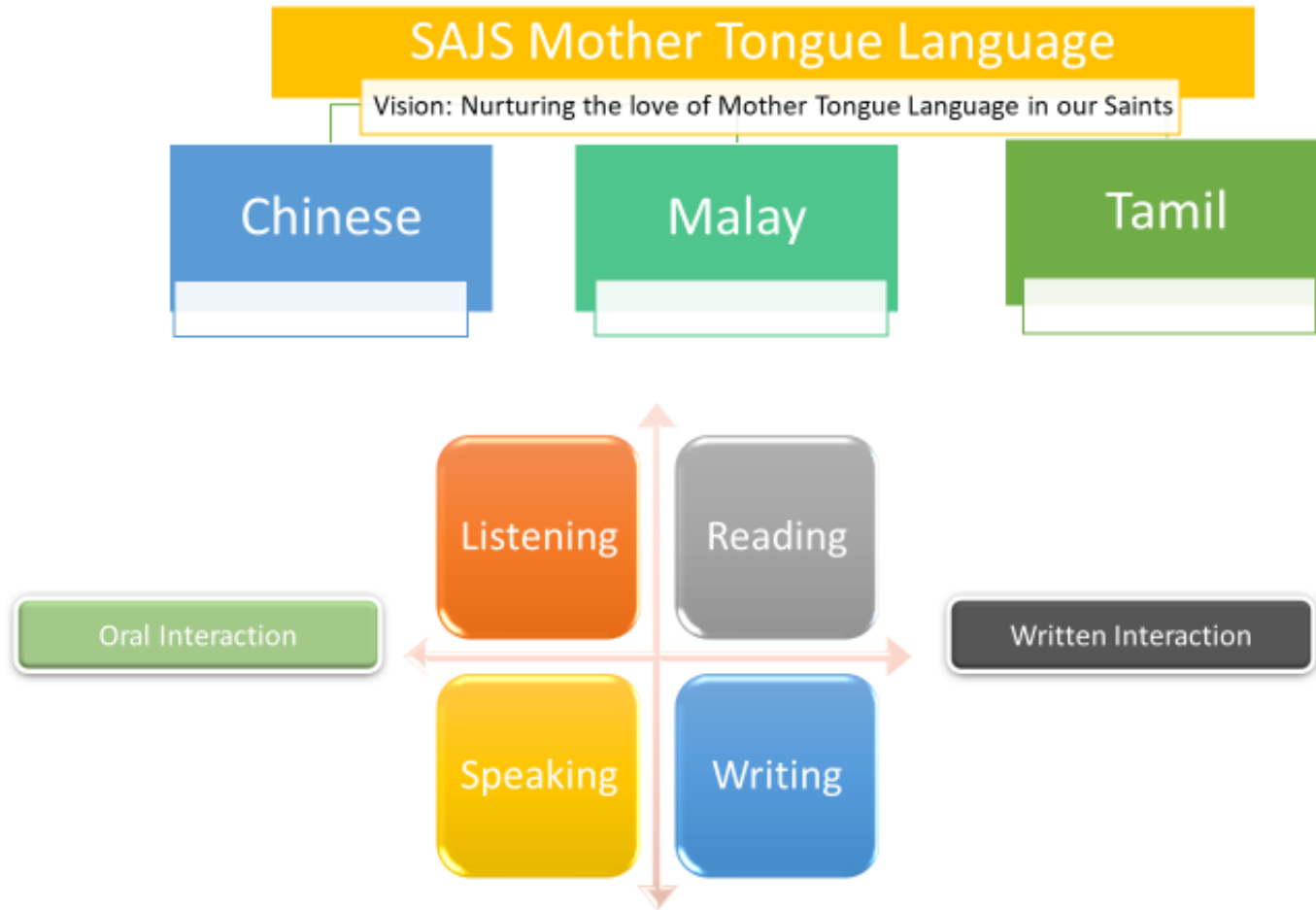
-C.E.R (Claim, Evidence, Explain/Elaborate)

Guidebooks

- Science PSLE Revision Guide



Primary 3



Students are learning through

Broad range of learning Experiences.

Customization based on different readiness

ICT integrated lesson

Various platform (E-portal, SLS, Padlet, Google Classroom)

Primary 3 School-Based resources

Chinese

- Reading Comprehension Package
- Composition Package
- Listening Comprehension Package
- Oral Package
- Ezhishi Portal/Magazine

Malay

- Thematic Oral Package
- Thematic Grammar and Comprehension Package
- Mari Membaca Magazine

Tamil

- Thematic Oral package
- Touch typing
- Independent learning via 'Pazhahutamil' E-Portal
- Homonyms/ Proverbs list
- Reading/library

